



June 2011

Paperwork attached for the 2011-2012 School Year:

- *Medication Form*
- *Appearance Code*
- *Supplies List*
- *Traffic Patterns*
- *Volunteer Procedures*
- *SAT Result Summary for 2011*

In July, you will receive the following:

- *Summer Penn's View*
- *Tuition Payment Information*
- *Emergency Card*
- *Music Letter*
- *Cafeteria Information*
- *Complete School Calendar*

Emergency cards must be returned to Penn View before the first day of school on Monday, August 29th.

On August 29th, you will receive the following:

- *School Handbook*
- *Medical Release/Permission to Treat Form*
- *Bus Rules*
- *Inclement Weather Information*
- *Family Database Information Update*

If you have any questions, please do not hesitate to call our main office at 215.723.1196.

Medication Order for School

In compliance with the new Pennsylvania School Health Law dated 3/30/2010, **all medications (prescription and over-the-counter) to be given in the school setting must now be accompanied by a physician's order (signature.)** Please include decongestants, inhalers, EPIPENS, and all other medications which may be needed during the school day. Form not required for Tylenol and ibuprofen.

Student Name _____ Homeroom _____

Name of Medication (1) _____ Route, Dosage, Frequency _____

Name of Medication (2) _____ Route, Dosage, Frequency _____

Name of Medication (3) _____ Route, Dosage, Frequency _____

Name of Licensed Prescriber (or stamp) _____ Phone Number _____

Signature of Licensed Prescriber _____ Date _____

Signature of Parent _____ Date _____

Medication Order for School

In compliance with the new Pennsylvania School Health Law dated 3/30/2010, **all medications (prescription and over-the-counter) to be given in the school setting must now be accompanied by a physician's order (signature.)** Please include decongestants, inhalers, EPIPENS, and all other medications which may be needed during the school day. Form not required for Tylenol and ibuprofen.

Student Name _____ Homeroom _____

Name of Medication (1) _____ Route, Dosage, Frequency _____

Name of Medication (2) _____ Route, Dosage, Frequency _____

Name of Medication (3) _____ Route, Dosage, Frequency _____

Name of Licensed Prescriber (or stamp) _____ Phone Number _____

Signature of Licensed Prescriber _____ Date _____

Signature of Parent _____ Date _____

Student Appearance Code 2011-2012

Styles of clothing are constantly changing. Penn View Christian School endorses the principles of modesty, simplicity, and the wise use of economic resources. Neatness, practicality, and non-competition need to be evidenced in the selection of school clothing. Excessive informality evidenced by **short, tight, or oversized** clothing is to be avoided. Penn View values your partnership in supporting appropriate clothing choices.

Definition of appropriate school dress:

For Boys:


Shirts (sleeves required, no mesh)
Jeans or pants
Casual shoes or sneakers
Khaki/Cargo/Print/Denim walking shorts
(Aug., Sept., May, June) **No athletic shorts**
T-shirts with themes listed below

For Girls:

Shirts or tops - sleeves required, no mesh; necklines should be within 3" of collarbone
Skirts or dresses with sleeves - length must be within 4" of the knee even when worn with leggings
Jeans, pants or Capri pants
Casual shoes or sneakers (no platform or heeled sandals for students in grades K-5)
Khaki/Cargo/Print/Denim walking shorts - length must be within 4" of the knee even when worn with leggings (Aug., Sept., May, June)
No athletic shorts
T-shirts with themes listed below

Appropriate T-shirt messages:

Church-related
Christian themes (scripture verses, camps, character-building messages, music groups)
Nature scenes
Positive cartoon characters (supportive of family values)
Sports
Travel/Geographic locations
Colleges
Inoffensive brand names or logos



The following attire is considered inappropriate for our school community:

Bandanas/hats/caps in the school building
Sunglasses
Extreme hairstyles
Clothing that resembles or advertises the armed forces (i.e. camouflage, etc.)
Tight and revealing attire
Sweatpants/Lycra pants/athletic pants of any kind including nylon track pants
Worn/torn clothing (no cut-offs, patched clothing, etc.)
Distractive piercings/earrings
General styles of clothing with negative messages (i.e. counter culture, etc.)

The implementation of the appearance code is best achieved within a positive relationship between parents, students, and teachers. Teachers will establish a spirit of expectation based on these standards. Classroom teachers may make initial contacts for infringements. If violations continue to occur, students will be asked to check in at the elementary or middle school office. Parents will be contacted.

SCHOOL SUPPLIES NEEDED FOR 2011-2012

In anticipation of the 2011-12 school term, the following items have been identified by classroom teachers as general supplies the students should provide at the beginning of the year: Please note that some specific brand names are requested because we have found them to work the best in our situation. In classes where teachers have not asked that items be labeled, they will be treated as community items. Some items will be collected in the classroom and redistributed in January.

All students in grades Prekindergarten-8 should have:

Sneakers for gym class

2 large boxes of tissues

Early Childhood (ages 3 and 4)

- Backpack (**big enough to hold an 8 ½ x 11 folder**) – No wheeled bottoms, please
- Change of clothes (appropriate for the season, including shirt, pants, socks, underwear) in a labeled Ziploc bag
- 1 folder with 2 pockets and a 3 prong center
- 3 large purple glue sticks/Elmer's (each labeled with child's name)
- 1 4 oz. bottle of Elmer's glue*
- 16 pack of crayons (each labeled with child's name)
- 8 pack of washable markers (each marker labeled with child's name)
- FULL DAY 4's additional Rest Time items – Rest mat, coloring/activity book*
- Small container of Clorox or Lysol wipes

Prekindergarten

- Backpack
- Change of clothes (appropriate for the season, including shirt, pants, socks, underwear, and an extra sweatshirt)
- Shoebox
- Rest mat
- Pack of 16 crayons and jumbo coloring/activity book
- 2 folders with 2 pockets and a 3 prong center
- 2 large Elmer's glue sticks*
- 8 pack of washable markers (each marker labeled with child's name)
- 1 adult's small size T-shirt to use as an art smock*
- 1 pack of white board markers
- 1 clean sock (eraser for white board)
- Small container of Clorox or Lysol wipes

Grades K-5:

Please bring in the following supplies to the classroom during Open House on August 25th, if possible, rather than the first day of school.

Half-Day Kindergarten

- Art smock* - adult-sized tee shirt
- School bag - large and easy to open by child
- 4 large white glue sticks
- 1 two-pocket folder (pockets on the bottom)*
- 1 box of 8 Crayola Crayons
- 1 pkg. of 12 **Dixon Ticonderoga** #2 pencils
- 1 large pink eraser
- 1 pkg. of **thin** white board markers
- 1 clean sock (eraser for white board)
- 1 small container of Clorox or Lysol wipes (optional)

Full Day Kindergarten/ 3 Full Day Kindergarten

- Art smock* - adult-sized tee shirt
- School bag – large and easy to open by child
- Large towel for use at rest time*
- 6 large white glue sticks
- two-pocket folder (pockets on bottom)*
- 1 - 70 page, Wide Ruled spiral notebook*
- 1 box of 8 Crayola crayons
- 1 pkg. of 12 **Dixon Ticonderoga** #2 pencils
- 2 large pink erasers
- 1 pkg. of **thin** white board markers
- 1 clean sock (eraser for white board)
- 1 small container of Clorox or Lysol wipes (optional)

First Grade

- Art smock*
- Pencil box * large enough to hold all supplies
- Spiral note pad – standard composition size (10 1/2 x 8)
- 4 large white glue sticks
- 2 pocket folders labeled with homeroom *
- 2 pkgs. of 12 **Dixon Ticonderoga** #2 pencils (yellow pencils, not orange)
- 2 Pink Soft School Erasers (label with name)
- 2 boxes of 24 Crayola crayons – (names on both)*
- 2 boxes of Crayola markers (names on box and on each marker)*
- \$1.00 fee for Spanish supplies

Second Grade - Please note: Second graders do **not** need a pencil container.

- Art smock*
- 2 large white glue sticks
- 1 **purple** pocket folder with 3 clasps, labeled with student's name
- **Green** pocket folder with 3 clasps labeled with Desk Folder & child's name
- 2 soft pink school erasers
- No crayons – will be using an existing supply
- 24 **Dixon Ticonderoga** #2 pencils for class supply
- 2 boxes of 10 regular size Crayola Classic markers
- 1 box of thin Crayola Classic markers
- A small fee will be collected for National Geographic for Kids
- \$1.00 fee for Spanish supplies

Third Grade

- Art smock*
- 24 **Dixon Ticonderoga** #2 pencils for class supply
- 1 pkg. pencil-top erasers
- 1 large white glue stick
- White T-shirt – washed with name written on the tag (sized to fit at the end of the year)
- 1 **Extra Large, Jumbo-Sized** stretch cloth book cover
- 3 pkgs. solid color, 3X3 Post-it notes
- Colored markers (no more than 8)
- 1 pkg. of 8-16 sharpened, colored pencils
- 1 marble composition book
- 1 small container of Elmer's glue
- 3 plain pocket folders (Take home papers = red, Work in Progress = blue, Language Arts = green)
- A small fee will be collected for student folders
- \$1.00 fee for Spanish supplies

Fourth Grade

- Art smock*
- 1 package of pencil-top erasers for class supply
- 12 **Dixon Ticonderoga** #2 pencils for class supply
- 1 4oz. bottle of Elmer's School Glue No Run Gel
- 1 **large** white glue stick
- 2 book covers, **Jumbo-Sized** (must be jumbo-sized to fit the books)
- 5 pocket Folders without clasps or 5 – 3 hole pocket folders (Trapper Keeper folders) to fit in Trapper Keeper (you may want to refer to these colors when purchasing): Science & Social Studies = green, Take home papers = red, Bible = orange, Math = blue, Language Arts = yellow.
- Trapper Keeper or 3 ring binder to hold all subject folders
- 1 folder with pockets and 3 clasps (any color) labeled with student's name and homeroom (for Spanish)
- \$2.50 fee for Spanish supplies and Spanish Fair board

Fifth Grade

- 5 individual pocket folders with fasteners: Science & Social Studies = green, Take home papers = red, Bible = orange, Math = blue, Language Arts = yellow and 2 folders in another color for spelling and homeroom.
- 3 spiral notebooks (3-subject, neat tear only)*
- 2 packs of white, ruled, **loose** 3 X 5 index cards
- 36 **Dixon Ticonderoga** #2 pencils
- 2 large Erasers
- 4 large white glue sticks
- 1 bottle gel-type glue
- NIV Bible*
- One pack of 8-12 sharpened colored pencils
- 1 pack of 8-16 crayons
- One box of 8-12 magic markers
- 1 **thin black** white board marker
- 1"-2" binder with pockets and 3 dividers, any color, for Spanish
- Scissors*
- Flash Drive (label with name) - OPTIONAL

Grades 6-8:

Please notice that in order to strengthen student organizational skills, main subject areas in middle school are color coded. Please refer to following suggestions when purchasing school materials:

- **Math:** Blue hardcover binder (approx. 1" spine) with three snap rings, three dividers, and a blue hole-punched folder
- **Science:** Green hard or soft cover binder (approx. 1" spine) with three snap rings, three dividers, and a green hole-punched folder
- **Social Studies:** Red hard or soft cover binder (approx. 1" spine) with three snap rings, and a red hole-punched folder
- **English & Literature:** Orange hard or soft cover binder (approx. 1" spine) with three snap rings, and a divider to create separation between the courses
- **Bible:** Color of student choice binder (approx. 1" spine) with three snap rings
- -----
- Individual pocket folders or binders as needed (for quarter courses, etc.)
- Pencils, pens, erasers (may need to be replenished mid-year)
- Metric ruler, 30 cm size
- NIV Bible – may be purchased from Middle School Office for \$7.00 or bring your own from home
- Loose leaf or notebook paper – college or wide ruled placed in each subject specific folder (may need to be replenished mid-year)
- Labeled USB flash drive with a recommendation of at least 1 GB storage capacity
- Labeled Scientific calculator such as TI30X or above with recommendation of TI30XIIS
- Posterboard as needed
- 3 X 5, lined notecards as needed
- 6th grade science students need colored pencils
- 7th and 8th grade Spanish students need a spiral notebook for journal writing and a 2" binder with three snap rings and two different colored highlighter markers

PENN VIEW CHRISTIAN SCHOOL
Early Childhood Program Traffic Procedures
2011-2012

Refer to Map

Morning Drop Off

All cars enter the school at the entrance marked A.

Park in Lot B.

Using the designated crosswalk, bring your child into the building via the door at the far right of the school.

Please refrain from parking your car along the curb.

Morning Pick Up

All cars enter the school at the entrance marked A.

Park in Lot B.

Wait at the door at the far right of the school. Teachers and aides will bring children out to parents.

Please use designated crosswalk when returning to your car.

Please refrain from parking your car along the curb.

Afternoon Pick Up

All cars enter the school at the entrance marked A.

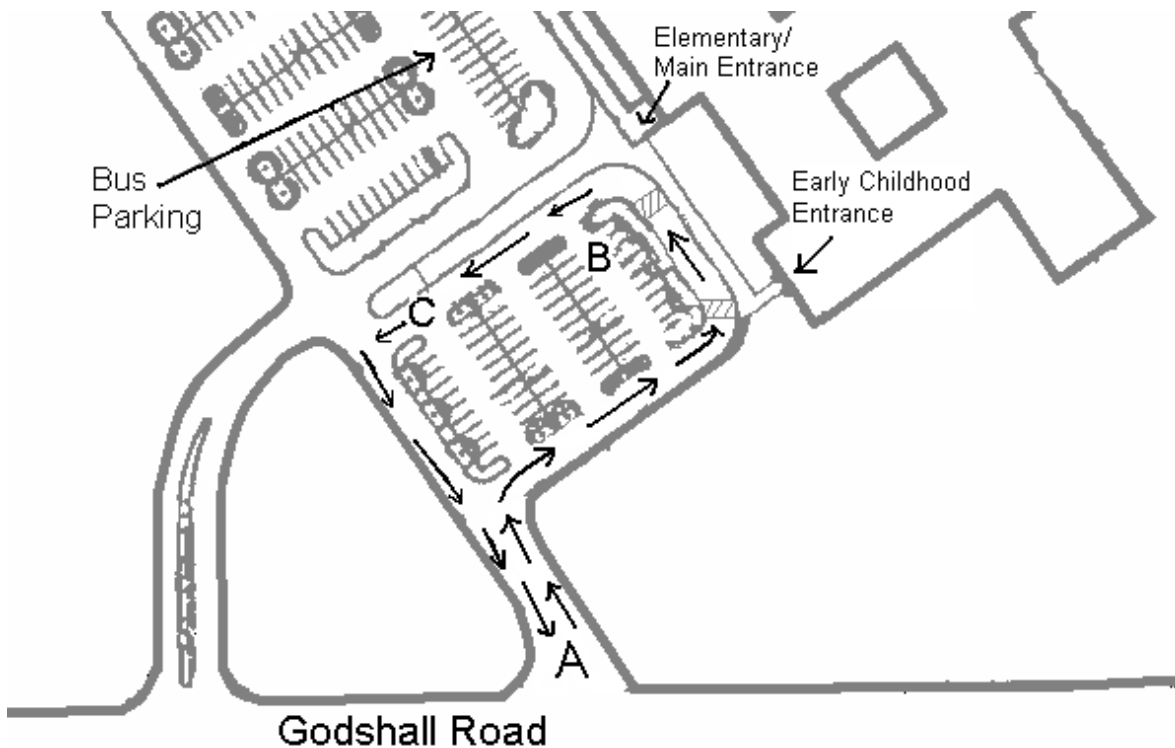
Park in Lot B.

Wait at the door at the far right of the school. Teachers and aides will bring children out to parents.

Please use designated crosswalk when returning to your car.

Please refrain from parking your car along the curb.

Note for afternoon pick up families – All students in kindergarten through grade eight are dismissed to carpool and busses at 3:10 PM. Please plan to arrive for afternoon pick up at 3:20 PM to avoid the 3:10 PM pick up line.



Elementary and Middle School Traffic Procedures
Penn View Christian School
2011-2012

Morning Drop-Off (Please see map on back)

All cars enter the school property at the entrance marked **A**. Pull along the sidewalk as far as possible to **C** to drop your student(s) off for the school day. The traffic flow is one-way.

Please:

- Drive slowly – 5 mph.
- Arrive early (between 8:00 – 8:20 AM) to get ahead of the rush.
- Pull forward as far as possible to alleviate cars backing up and onto Godshall Road.
- Park in parking area **B** if:
 - you are going to walk your child into the building or leave your car. Please walk with your child by using the crosswalk to cross traffic.
 - you need to write a note/check or briefly chat with your child. Please walk with your child by using the crosswalk to cross traffic.
- Encourage your child to be efficient when getting out of the car.
- Exercise caution if you pull around the vehicle in front of you.

Please refrain from:

- Parking your car along the curb if you are going to leave your vehicle.
- Spending more than 30 seconds along the curb waiting for your child to exit the vehicle. If you need more time, please park in parking area **B**.

Thank you for helping us do everything possible to ensure a safe and efficient morning drop-off experience.

Afternoon Pick-Up (Please see map on back)

All cars enter the school property at entrance marked **A**. Pull along the sidewalk with the first car pulling to the location marked **C**. The traffic flow is one-way.

Please note:

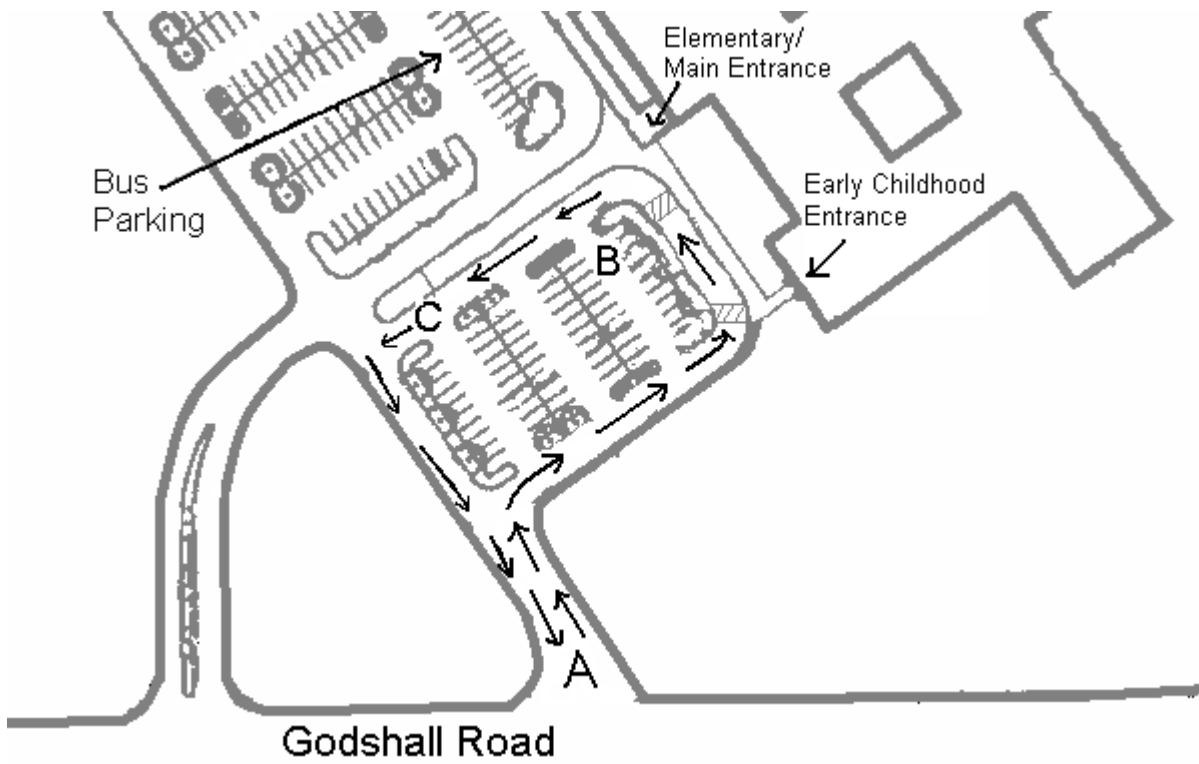
- When waiting in line, **remain in your car** so that the lines of traffic move as quickly as possible.
- Under school supervision, students will load into cars along a designated portion of the sidewalk. This area will be designated by orange cones.
- As you leave, please pull out into the “passing” lane and exit the school through entrance **A**.

If you prefer to park in parking area B, please note the following:

- Park your car and use the designated crosswalk to get to the sidewalk.
- Find your child in the designated loading area and walk with him/her to your car by **using the designated crosswalk only**. Do not cross traffic at any other point.
- **STOP** before pulling out of parking area **B**. Cars in the line-up have the right of way.

Thanks for your patience and help in ensuring the safety of all our children.

Elementary and Middle School Traffic Procedures Map



Volunteer Procedure

- ◆ Penn View Christian School requires volunteers on our campus to have both a Pennsylvania Child Abuse History Clearance Check and a Request for Criminal Records Check on file. Clearance forms are available from the main office. Complete and submit the paperwork per the instructions on each form. Once you have received your clearances from the state, please submit a copy to the main office at Penn View.
- ◆ **Both** clearance forms are required for all parents who wish to volunteer in a classroom. **Both** clearance forms are required for all parents who wish to accompany students on a field trip. There will be **no** exceptions.
- ◆ Clearance forms are not required to do clerical work for a teacher while in the workroom. Clearance forms are not required to work at the hoagie sale, process paperwork for Race for Education, or work at the country auction (exception: Kids' Tent).
- ◆ When parents are invited to attend a special event in the classroom (such as Christmas parties, plays, etc.), clearances are not required as parents, in this situation, are considered 'invited guests'.

Please note: We do not accept church clearances from Accufax or other reporting services; we accept only clearances from the State of PA and the federal government.

Stanford Achievement Test Results

May, 2011

In late March, students in 2nd – 5th and 7th grades were administered the *Stanford Achievement Tests – 10th Edition*. These tests were scored and you should have received your child's results a few weeks ago. We wanted to take this opportunity to communicate how well our students did collectively by grade level.

Students at Penn View are motivated learners and conscientious about their studies. As a school, we appreciate the priority that you, as parents, place on your child's education. It is through these partnerships that we can impact our children and young people in discovering, defining, and developing their God-given gifts and live a life that glorifies God.

The following results are reported by percent scoring below average, average, and above average based on national results. In addition, we indicated the percent of students that scored above the 90th percentile.

Second Grade

Below average - 4%
Average - 60%
Above average - 36% (with 10.6% scoring at the 90th percentile and above)

Third Grade

Below average - 4%
Average - 47%
Above average - 49% (with 25.5% scoring at the 90th percentile and above)

Fourth Grade

Below average - 2%
Average - 55%
Above average - 43% (with 13.2% scoring at the 90th percentile and above)

Fifth Grade

Below average - 0%
Average - 43%
Above average - 57% (with 23% scoring at the 90th percentile and above)

Seventh Grade

Below average - 0%
Average - 45%
Above average – 55% (with 16.3% scoring at the 90th percentile and above)

Congratulations to our students for their academic accomplishments and success.

Save the Date!



Thanks to all our sponsors, golfers and families for making our second annual outing a huge success!

Pass the word to your family and friends to join us for this year's FUN, family-friendly event.

The Third Annual Penn View Golf Outing will be held on

Friday, September 30, 2011

**at Butter Valley Golf Port
Barto, PA**

www.pennview.org


Penn View
CHRISTIAN SCHOOL

